





OPERATIONS LOG					Readings Taken at 0730 Hours																							
	SANTA FELICIA DAM								FREEMAN DIVERSION					RECHARGE				IRRIGATION						DWR				
	Left of A	Table	Book	B		C	D	E		G	H	I	J	K	T	L	M	N	P			S						
	SFD El.	Stor.	Surface	Evap.	Inflow	Outflow	Hydro	Rain	River	Diverted	Fish	Flush	Crest	El Rio	S Weir	Noble	Piru	T.I.D.	PTP	PVCWD		L Posas	Sat. Well	Pyr	Cast			
Date	in Feet	A/F	Acres	Inches	CFS	CFS	Kw	160E	CFS	Avg. CFS	CFS	CFS	CFS	CFS	CFS	CFS	CFS	A/F	A/F	A/F	%	A/F	A/F	CFS	CFS			
		39,597																										
3/1/2010	1012.00	40,012	860.00	0.074	216	5	0	0.00	177	230	90		270	86	89	0	0	4.2	9.2	-5.0	-1%	7.9	0.0	175	0			
3/2/2010	1012.45	40,386	863.60	0.030	194	5	0	0.00	172	200	90		93	91	80	0	0	2.2	2.0	0.2	0%	6.8	0.0	160	0			
3/3/2010	1012.95	40,804	867.60	0.032	217	5	0	0.00	216	210	90		143	126	80	0	0	19.6	11.4	8.2	2%	23	0.0	150	55			
3/4/2010	1013.35	41,140	872.20	0.088	176	5	0	0.20	198	197	90		134	121	68	0	0	18.4	6.8	11.6	3%	5	0.0	150	55			
3/5/2010	1013.65	41,392	875.80	0.098	134	5	0	0.00	149	188	90		115	118	27	0	0	7.9	9.9	-2.0	-1%	0	0.0	150	55			
3/6/2010	1014.00	41,687	880.00	0.036	155	5	0	0.00	99	136	90		162	92	0	0	0	12.5	7.9	4.6	2%	0	0.0					
3/7/2010	1014.35	41,982	884.55	0.022	154	5	0	0.60	94	183	90		253	90	0	0	0	7.7	0.0	7.7	2%	0	0.0					
3/8/2010	1014.60	42,194	887.80	0.088	114	5	0	0.00	88	176	90		0	88	0	0	0	0.0	9.3	-9.3	-3%	0	0.0	80	27			
3/9/2010	1014.90	42,449	891.70	0.076	135	5	0	0.00	104	143	0		76	98	0	0	0	11.8	14.2	-2.4	-1%	0	0.0	80	27			
3/10/2010	1015.05	42,576	893.45	0.108	71	5	0	0.00	82	127	90		110	73	0	0	0	17.3	12.0	5.3	2%	0	0.0	80	27			
3/11/2010	1015.30	42,789	895.70	0.088	114	5	0	0.00	106	95	90		110	77	0	0	0	57.6	18.4	39.2	21%	49.4	0.0	50	50			
3/12/2010	1015.60	43,045	898.40	0.088	136	5	0	0.00	114	154	90	19	211	91	0	0	0	43.8	18.1	25.7	8%	22.9	0.0	80	100			
3/13/2010	1015.70	43,130	899.30	0.106	50	5	0	0.00	112	155	90		70	91	0	0	0	41.0	21.9	19.1	6%	18	0.0					
3/14/2010	1016.00	43,388	902.00	0.136	138	5	0	0.00	131	139	90		58	102	0	0	0	58.4	10.7	47.7	17%	33.3	0.0					
3/15/2010	1016.25	43,603	904.00	0.138	116	5	0	0.00	114	185	90		93	84	25	0	0	10.1	25.5	-15.4	-4%	0	0.0	80	100			
3/16/2010	1016.45	43,775	905.60	0.013	92	5	0	0.00	93	116	90		38	45	0	0	0	95.4	31.8	63.6	28%	68.1	0.0	80	100			
3/17/2010	1016.70	43,992	907.60	0.098	116	5	0	0.00	109	100	90		37	54	0	0	0	109.2	30.7	78.5	40%	71.5	0.0	80	100			
3/18/2010	1016.95	44,208	909.60	0.124	116	5	0	0.00	136	136	90		0	87	0	0	0	97.6	31.7	65.9	24%	68.4	0.0	80	95			
3/19/2010	1017.20	44,425	911.60	0.108	117	5	0	0.00	149	151	87		0	103	0	0	0	90.5	31.6	58.9	20%	61.7	0.0	80	95			
3/20/2010	1017.40	44,599	913.20	0.136	95	5	0	0.00	199	192	50		0	100	57	0	0	81.7	35.1	46.6	12%	45.8	0.0					
3/21/2010	1017.60	44,773	914.80	0.110	95	5	0	0.00	190	187	39		0	117	30	0	0	84.7	8.0	76.7	21%	49.4	0.0					
3/22/2010	1017.85	45,868	916.80	0.194	562	5	0	0.00	163	164	39		0	116	30	0	0	33.4	20.0	13.4	4%	25.1	0.0	80	95			
3/23/2010	1018.10	45,210	918.90	0.092	-326	5	0	0.00	148	179	39		0	108	0	0	0	78.6	26.0	52.6	15%	56.4	0.0	80	90			
3/24/2010	1018.30	45,385	920.70	0.132	96	5	0	0.00	162	229	5		0	108	0	0	0	106.5	22.6	83.9	19%	81.3	0.0	80	90			
3/25/2010	1018.45	45,517	922.05	0.116	74	5	0	0.00	167	224	5		0	117	0	0	0	97.9	18.7	79.2	18%	79.4	0.0	70	90			
3/26/2010	1018.60	45,648	923.40	0.096	74	6	0	0.00	170	219	5		0	105	26	0	0	78.0	31.0	47.0	11%	55.5	0.0	65	90			
3/27/2010	1018.80	45,824	925.20	0.134	96	5	0	0.00	167	180	0		0	95	26	0	0	89.8	34.0	55.8	16%	55.8	0.0					
3/28/2010	1018.95	45,956	926.55	0.196	75	5	0	0.00	173	172	0		0	100	24	0	0	96.6	23.3	73.3	22%	61.4	0.0					
3/29/2010	1019.05	46,044	927.70	0.158	53	5	0	0.00	162	195	0		0	101	29	0	0	63.4	31.0	32.4	8%	40.5	0.0	60	90			
3/30/2010	1019.20	46,177	929.80	0.116	74	5	0	0.00	137	199	0		0	90	0	0	0	93.3	27.6	65.7	17%	56.4	0.0	50	90			
3/31/2010	1019.40	46,353	932.60	0.074	95	5	0	0.00	145	184	0		0	100	0	0	0	90.2	23.5	66.7	18%	66.6	0.0	50	90			
TOTAL CFS				3.105	3628	156		0.80	4424	5345	1799	19	1973	2975	591	0	0								2090	1611		
AVERAGE CFS					117	5			143	172	58	19	64	96	19	0	0								91	70		
TOTAL A/F					7183	309			8759	10583	3562	38	3907	5890	1170	0	0	1699	604	1095			0	4138	3190			
MONTHLY REVENUE TO DATE (Approx)							\$0	K																				
AVERAGE A/F					232	10			283	341	115	38	126	190	38	0	0	55	19	35	11%		0	180	139			
WATER YEAR TOTALS A/F					7,183	#REF!		0.80	8,759	10,583	3,562	38		5,890	1,170	0	0	1,699	604	1,095			0	4,138	3,190			